


MAIN DRIVE AND JACK SHAFT ASSEMBLY



BEARING HOUSING
PART NO.:1001




JACK SHAFT
PART NO.:1002



SPACER RING (8MM SPACER)
PART NO.: 1003



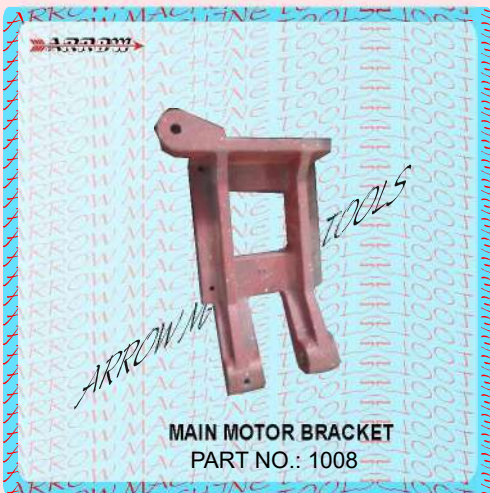
PULLEY BIG
PART NO.: 1005



PULLEY SMALL
PART NO.: 1006




TIGHTENER TRACK
PART NO.: 1007



MAIN MOTOR BRACKET
PART NO.: 1008



SUPPORT BRACKET SHAFT
PART NO.: 1010



JACK SHAFT HEX NUT
PART NO.:1012



LEVER L ANGLE
PART NO.:1016



WORM WHEEL SHAFT NUT



DRIVE UNIT BODY ASSEMBLED